



Refer to User Manual for comprehensive information

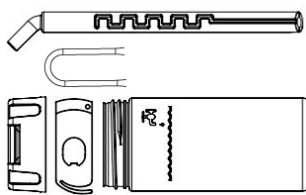
Breathing Circuit, PEEP Chamber and Humidifier



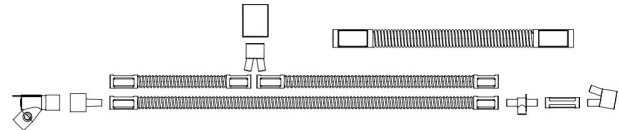
Do not include the temperature sensor cable in this process.

Disassembly

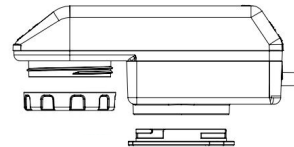
PEEP Chamber



Breathing circuit



Humidifier



Cleaning



Cleaning
Brush



Clean
Cloth



Mild
Detergent



Sink
or Bucket



Distilled
Water

Autoclave

Method	Temp.	Time
Steam Autoclave (pre-vacuum)	134°C	4 min
Steam Autoclave (gravity displacement)	134°C	20 min

OR

Chemical Disinfection



2.4% Glutaraldehyde
Solution



Distilled
Water



Sink or Bucket

Temperature Sensor Cable

Temperature Sensor Cable



Cleaning



Make sure to wash your hands and/or wear sterile gloves when reassembling breathing circuit.

Dolphin CPAP includes a number of parts that must be replaced or serviced during the lifetime of the device. These parts include:

Component	Approx. Duration of Use	Maintenance Information
Humidifier	2 years or 150 uses	Replace parts when needed
PEEP chamber		
Breathing circuit		
Cleaning brush		
Air filter	6 months	Clean/replace according to step 1 on p.47 in User Manual
Oxygen sensor	18 months	Calibrate every 3 months according to step 2 on p.48 in User Manual Contact MTTs representative for replacement.